

# CENTRAL COUNTIES

# WINTER 2010/11

ROUND 2 25-Oct

| DIV 1 | V            | SCORE | RES | PTS |   |
|-------|--------------|-------|-----|-----|---|
| 1     | LANGAR A     | 3     | 16  | L   | 0 |
| 2     | STANTON A    | 6     | 17  | L   | 0 |
| 3     | HOLWELL A    | 1     | 13  | W   | 2 |
| 4     | WHITTLESEY A | 5     | 26  | L   | 0 |
| 5     | OLD NOTTS A  | 4     | 17  | W   | 2 |
| 6     | BOGIE 14     | 2     | 14  | W   | 2 |

| TEAM | S            | W | D | L | Pts | Agg | Position |   |
|------|--------------|---|---|---|-----|-----|----------|---|
| 1    | LANGAR A     | 1 | 0 | 0 | 2   | 0   | 38       | 6 |
| 2    | STANTON A    | 1 | 1 | 0 | 1   | 2   | 28       | 2 |
| 3    | HOLWELL A    | 1 | 1 | 0 | 1   | 2   | 30       | 4 |
| 4    | WHITTLESEY A | 1 | 1 | 0 | 1   | 2   | 36       | 5 |
| 5    | OLD NOTTS A  | 1 | 2 | 0 | 0   | 4   | 29       | 1 |
| 6    | BOGIE 14     | 1 | 1 | 0 | 1   | 2   | 28       | 3 |

| DIV 2 | V                   | SCORE | RES | PTS |   |
|-------|---------------------|-------|-----|-----|---|
| 1     | OAKHAM A            | 3     | 12  | T   | 1 |
| 2     | OLD WELLINGBURIAN A | 6     | 11  | W   | 2 |
| 3     | OUNDLE A            | 1     | 12  | T   | 1 |
| 4     | LANGAR B            | 5     | 16  | L   | 0 |
| 5     | MANSFIELD A         | 4     | 7   | W   | 2 |
| 6     | BOGIE 16            | 2     | 16  | L   | 0 |

| TEAM | S                   | W | D | L | Pts | Agg | Position |    |
|------|---------------------|---|---|---|-----|-----|----------|----|
| 1    | OAKHAM A            | 1 | 1 | 1 | 0   | 3   | 22       | 2  |
| 2    | OLD WELLINGBURIAN A | 1 | 1 | 0 | 1   | 2   | 24       | 3= |
| 3    | OUNDLE A            | 1 | 1 | 1 | 0   | 3   | 21       | 1  |
| 4    | LANGAR B            | 1 | 1 | 0 | 1   | 2   | 27       | 5  |
| 5    | MANSFIELD A         | 1 | 1 | 0 | 1   | 2   | 24       | 3= |
| 6    | BOGIE 16            | 1 | 0 | 0 | 2   | 0   | 32       | 6  |

| DIV 3 | V                 | SCORE | RES | PTS |   |
|-------|-------------------|-------|-----|-----|---|
| 1     | KEG & SUTTON      | 3     | 23  | L   | 0 |
| 2     | CORWEL A          | 6     | 33  | L   | 0 |
| 3     | UPPINGHAM A       | 1     | 15  | W   | 2 |
| 4     | NOTTINGHAM CITY A | 5     | 27  | L   | 0 |
| 5     | HARDINGSTONE A    | 4     | 25  | W   | 2 |
| 6     | WHITTLESEY B      | 2     | 18  | W   | 2 |

| TEAM | S                 | W | D | L | Pts | Agg | Position |   |
|------|-------------------|---|---|---|-----|-----|----------|---|
| 1    | KEG & SUTTON      | 1 | 1 | 0 | 1   | 2   | 40       | 2 |
| 2    | CORWEL A          | 1 | 0 | 0 | 2   | 0   | 68       | 6 |
| 3    | UPPINGHAM A       | 1 | 2 | 0 | 0   | 4   | 37       | 1 |
| 4    | NOTTINGHAM CITY A | 1 | 1 | 0 | 1   | 2   | 45       | 4 |
| 5    | HARDINGSTONE A    | 1 | 1 | 0 | 1   | 2   | 54       | 5 |
| 6    | WHITTLESEY B      | 1 | 1 | 0 | 1   | 2   | 41       | 3 |

| DIV 4 | V              | SCORE | RES | PTS |   |
|-------|----------------|-------|-----|-----|---|
| 1     | ROYAL ORDNANCE | 3     | 24  | L   | 0 |
| 2     | HINCKLEY       | 6     | 24  | W   | 2 |
| 3     | OLD NOTTS B    | 1     | 23  | W   | 2 |
| 4     | STANTON B      | 5     | 29  | L   | 0 |
| 5     | HOLWELL B      | 4     | 24  | W   | 2 |
| 6     | BOGIE 28       | 2     | 28  | L   | 0 |




| TEAM | S              | W | D | L | Pts | Agg | Position |   |
|------|----------------|---|---|---|-----|-----|----------|---|
| 1    | ROYAL ORDNANCE | 1 | 0 | 0 | 2   | 0   | 44       | 5 |
| 2    | HINCKLEY       | 1 | 2 | 0 | 0   | 4   | 43       | 1 |
| 3    | OLD NOTTS B    | 1 | 1 | 0 | 1   | 2   | 50       | 3 |
| 4    | STANTON B      | 1 | 0 | 0 | 2   | 0   | 53       | 6 |
| 5    | HOLWELL B      | 1 | 2 | 0 | 0   | 4   | 49       | 2 |
| 6    | BOGIE 28       | 1 | 1 | 0 | 1   | 2   | 56       | 4 |

| DIV 5 | V                   | SCORE | RES | PTS |   |
|-------|---------------------|-------|-----|-----|---|
| 1     | LANGAR C            | 3     | 19  | W   | 2 |
| 2     | OLD WELLINGBURIAN B | 6     | 31  | W   | 2 |
| 3     | BOOTS               | 1     | 36  | L   | 0 |
| 4     | MANSFIELD B         | 5     | 24  | W   | 2 |
| 5     | NOTTINGHAM CITY B   | 4     | 64  | L   | 0 |
| 6     | BOGIE 36            | 2     | 36  | L   | 0 |

| TEAM | S                   | W | D | L | Pts | Agg | Position |    |
|------|---------------------|---|---|---|-----|-----|----------|----|
| 1    | LANGAR C            | 1 | 2 | 0 | 0   | 4   | 42       | 1  |
| 2    | OLD WELLINGBURIAN B | 1 | 1 | 0 | 1   | 2   | 61       | 3= |
| 3    | BOOTS               | 1 | 1 | 0 | 1   | 2   | 61       | 3= |
| 4    | MANSFIELD B         | 1 | 2 | 0 | 0   | 4   | 54       | 2  |
| 5    | NOTTINGHAM CITY B   | 1 | 0 | 0 | 2   | 0   | 139      | 6  |
| 6    | BOGIE 36            | 1 | 0 | 0 | 2   | 0   | 72       | 5  |

| DIV 6 | V                   | SCORE | RES | PTS |   |
|-------|---------------------|-------|-----|-----|---|
| 1     | LEICS & DISTRICT    | 3     | 36  | W   | 2 |
| 2     | WHITTLESEY C        | 6     | 35  | W   | 2 |
| 3     | UPPINGHAM B         | 1     | 59  | L   | 0 |
| 4     | OLD WELLINGBURIAN C | 5     | 36  | W   | 2 |
| 5     | MANSFIELD C         | 4     | 48  | L   | 0 |
| 6     | BOGIE 50            | 2     | 50  | L   | 0 |

| TEAM | S                   | W | D | L | Pts | Agg | Position |   |
|------|---------------------|---|---|---|-----|-----|----------|---|
| 1    | LEICS & DISTRICT    | 1 | 2 | 0 | 0   | 4   | 69       | 1 |
| 2    | WHITTLESEY C        | 1 | 1 | 0 | 1   | 2   | 69       | 3 |
| 3    | UPPINGHAM B         | 1 | 0 | 0 | 2   | 0   | 97       | 5 |
| 4    | OLD WELLINGBURIAN C | 1 | 2 | 0 | 0   | 4   | 77       | 2 |
| 5    | MANSFIELD C         | 1 | 1 | 0 | 1   | 2   | 83       | 4 |
| 6    | BOGIE 50            | 1 | 0 | 0 | 2   | 0   | 100      | 6 |

 LEICS & RUTLAND  
 NOTTS  
 NORTHANTS